

Fiscal Year 2018-19 Financial Report & Budget for Fiscal Year 2019-20

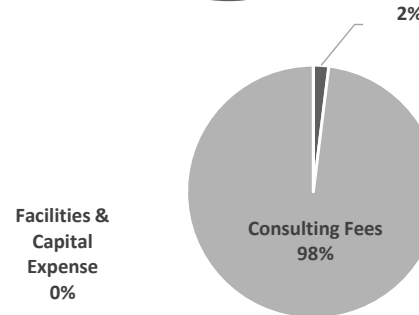
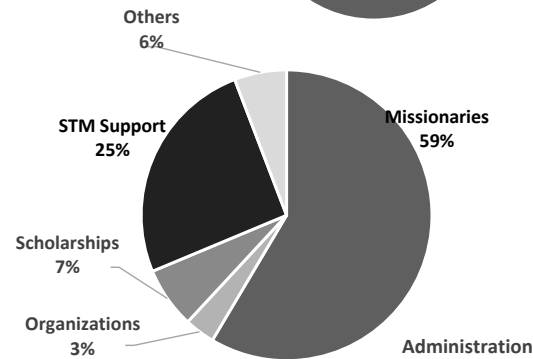
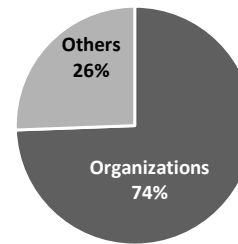
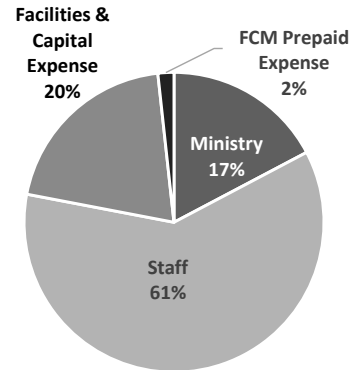
General Fund		FY 2018	FY 2019		FY 2020	
		Actual	Budget	Actual	Budget	vs Last FY
Income	Offering	2,314,533	-	2,321,836	-	
	Ministry	138,968	156,200	150,737	149,900	-4%
	Rental and Investment	67,141	-	62,214	-	
	Total Income	2,520,642	156,200	2,534,786	149,900	-4%
Expenses	Ministry	353,364	490,080	413,270	500,885	2%
	Staff	1,316,612	1,615,116	1,331,470	1,760,908	9%
	Facilities & Capital Expense	666,775	644,800	394,837	587,700	-9%
	FCM Prepaid Expense	180,000	50,000	50,000	50,000	
	Total Expenses	2,516,751	2,799,996	2,189,578	2,899,493	4%
Net		3,892		345,208		

Charity/SR Fund		FY 2018	FY 2019		FY 2020	
		Actual	Budget	Actual	Budget	vs Last FY
Income	Total Income	47,142	-	47,652	-	
Expenses	Organizations	25,917	28,000	27,530	32,000	14%
	Others	9,021	11,000	17,882	11,000	0%
	Emergency Relief	0	-	13,658	-	0%
	Total Expenses	34,938	39,000	59,071	43,000	10%
Net		12,204		-11,418		

Mission Fund		FY 2018	FY 2019		FY 2020	
		Actual	Budget	Actual	Budget	vs Last FY
Income	Total Income	329,546	-	387,666	-	
Expenses	Missionaries	197,500	206,500	199,500	206,500	0%
	Organizations	11,900	11,900	11,900	11,900	0%
	Scholarships	27,510	24,000	24,000	24,000	0%
	STM Support	53,294	76,100	57,526	89,900	18%
	Others	10,899	17,500	8,701	20,500	17%
	Total Expenses	301,103	336,000	301,627	352,800	5%
Net		28,442		86,039		

Expansion Fund		FY 2018	FY 2019		FY 2020	
		Actual	Budget	Actual	Budget	vs Last FY
Income	Offering	149,620	-	272,439	-	
	Investments	30,474	-	70,083	-	
	Total Income	180,094	-	342,522	-	
Expenses	Administration	244	2,000	4,158	2,000	0%
	Consulting Fees	366,070	250,000	33,848	100,000	-60%
	Facilities & Capital Expense	60,997	50,000	166,737	-	-100%
	Total Expenses	427,311	302,000	204,743	102,000	-66%
Net		-247,217		137,779		

FY 2020 Budget Distribution



FY 2019 Changes in Funds

General Fund:

Beginning Balance	904,772
Surplus	345,208
FCM Prepaid Expense	50,000
Ending Balance	1,299,980

Charity/SR Fund:

Beginning Balance	62,281
Deficit	(11,418)
Ending Balance	50,863

Mission Fund:

Beginning Balance	150,036
Surplus	86,039
Ending Balance	236,075

Beginning Balance	3,854,912
Surplus	137,779
Ending Balance	3,992,691

* FCM = Facilities/Capital Maintenance